

Mini H^oARD

WORLD'S FIRST WATERPROOF KIDS METAL DETECTOR!

for the young
treasure hunters
of the future...

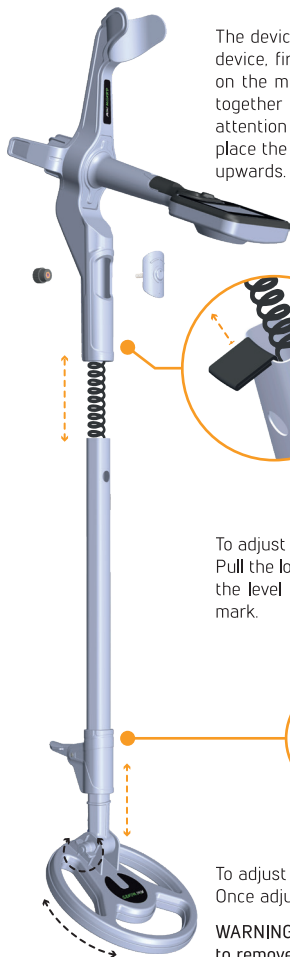
Quick Guide



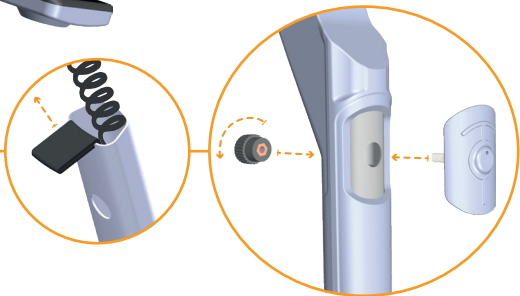
Nokta | **MAKRO**
DETECTION TECHNOLOGIES

Authorized
R&D CENTER

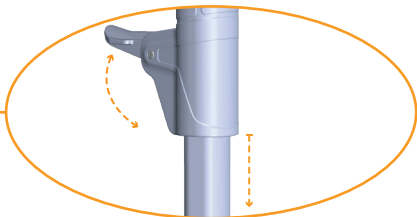
ASSEMBLY



The device comes disassembled in 2 pieces. To assemble the device, first remove the small spongy cable protector piece on the middle shaft and dispose it. Next, engage the shafts together so that the screw hole is centered in the slot. Pay attention not to damage the cable during this process. Then, place the obround piece in the slot with the arch mark facing upwards. Lastly, tighten the bolt to secure.



To adjust the shaft length to your height, open the lever latch. Pull the lower shaft down and after adjusting the length, press the level latch to secure. Do not extend it beyond the "max" mark.



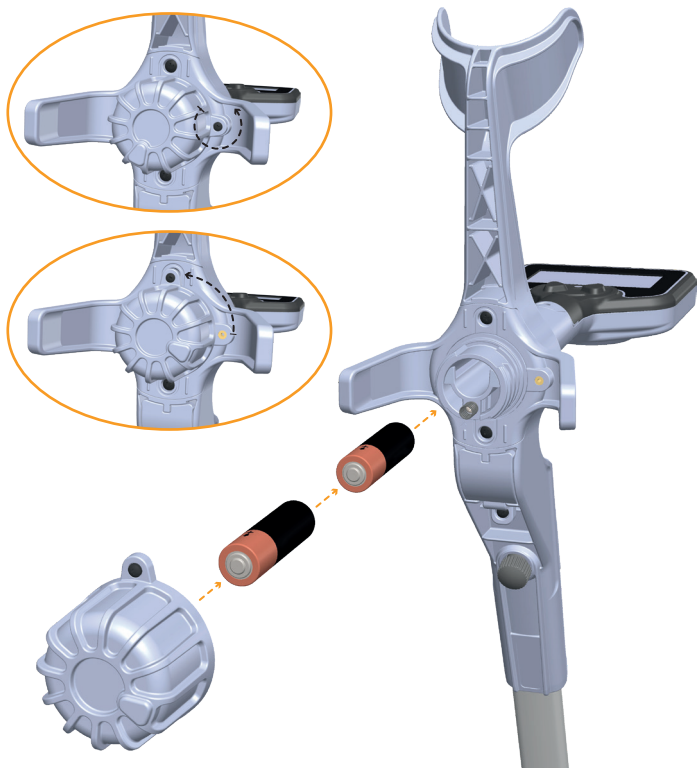
To adjust the coil angle parallel to the ground, loosen the nut. Once adjusted, tighten back to secure.

WARNING! The search coil is NOT detachable, do not attempt to remove!


BATTERY INSTALLATION

To install or replace batteries, remove the screw located on the battery compartment cover with a screwdriver. Then, rotate the cover 1/4 turn as shown in the image and pull out.

Install the batteries paying attention to (+) and (-) signs as indicated on the sticker. Then, attach the battery compartment cover by reversing the above process and secure by tightening the screw.



QUICK GUIDE



1) On/Off and Iron Discrimination Button

To turn the detector on/off, press and hold down for a few seconds.

To eliminate iron and ferrous metals, press once while the detector is on.

2) Pinpoint Button: Press and hold down to find the exact location of the target.

Signal sound becomes stronger and changes in tone while getting closer to the target center. In addition, the LED turns green when the search coil is over the center of the target.

3) LED Indicator

While detecting: Green: Good target, Red: Trash or ferrous target.

While Pinpointing: Lights up green when the search coil is over the center of the target.

4) Good Target (Non-ferrous Metals)

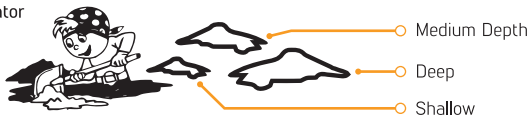
When a good target is detected, the Mini Hoard will emit a high tone and the smiley face with thumbs up will appear on screen.

5) Trash or Ferrous Targets

When trash or ferrous metal is detected, the Mini Hoard will emit a low tone and the sad face with thumbs down will appear on screen!

QUICK GUIDE

6) Depth Indicator



7) Battery Indicator



Once the battery indicator displays empty status, the device will continue to work for a short period of time and then shut off after a warning tone.

8) Overload Warning

Large and/or shallow target - Lift the search coil up.

Auto Shut-off & Alarm

After about half an hour of inactivity, the Mini Hoard will start emitting an audible alarm. After 3 minutes of alarm, the device will shut off automatically to save battery life.

WARNINGS

1. Do not store the device and search coil under extremely low or high temperatures for extended periods. (Storage Temperature: - 20°C to 60°C / - 4°F to 140°F)
2. The device has been designed with IP68 rating as a waterproof unit up to 1 meters / 3ft.

Pay attention to the items below after using the device especially under salty water:

- a. Wash the device with tap water and be sure no salt water is left.
- b. Do not use any chemicals for cleaning and/or for any other purposes.
- c. Wipe the device dry with a soft, non-scratch cloth.

CORRECT WAY OF SWEEPING

Wrong search coil angle



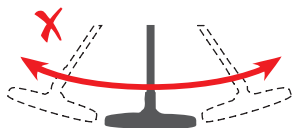
Wrong search coil angle



Correct search coil angle



Incorrect way of sweeping



Correct way of sweeping



It is important to keep the search coil parallel to the ground in order to get accurate results.

The search coil must be parallel to the ground at all times.

TECHNICAL SPECS

55000374

Ideal Age	: 4-8 yrs.
Operating Principle	: VLF
Operating Frequency	: 15kHz
Audio Tones	: 2
Pinpoint	: Yes
Iron Discrimination	: Yes
LED Indicator	: Pinpoint & Discrimination (Red & Green)
Depth Indicator	: 3 Levels
Battery Indicator	: Yes
Auto Shut-off & Alarm	: Yes
Search Coil	: 15cm. (6")
Display	: Custom LCD
Weight	: 780gr. (1.7lbs.)
Length	: 63-90cm. (25"-35")
Battery	: 2xAA (not included)
Warranty	: 2 years

IMPORTANT! Stickers included in the Mini Hoard Cool Kit are **NOT** waterproof.

Nokta Makro Detectors reserves the right to change the design, specifications or accessories without notice and without any obligation or liability whatsoever.

WARRANTY

This product has a 2 year limited warranty from the time of purchase. Please refer to www.noktadetectors.com for further warranty information.

Happy metal detecting with the Mini Hoard!



For Consumers within the European Union: Do not dispose of this equipment in general household waste. The crossed wheeled bin symbol on this equipment indicates this unit should

not be disposed of in general household waste, but recycled in compliance with local government regulations and environmental requirements.



FCC STATEMENT This device complies with Part 15 of the FCC Rules. Operation is subject to the following two conditions: (1) this device may not cause harmful interference, and (2) this device must accept any interference received, including interference that may cause undesired operation.

Nokta | MAKRO
DETECTION TECHNOLOGIES
www.noktadetectors.com